


Linear High Bay

EZ Install Linear High Bay 92w, 138w, & 180w



EZ High Bay INSTALL

| | | |
|---|--------------------------------------|---------------------------------------|
| 92w 12,000 Lm. Replaces 250-400w HID | 138w 18,000 Lm. Replaces 400w HID | 180w 24,000 Lm. Replaces >400w HID |
|---|--------------------------------------|---------------------------------------|

ETi ADVANTAGE

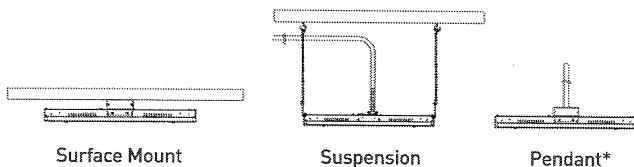


- ✓ Complete linear LED High Bay solution replacing 250w-1000w HID
- ✓ EZ Install by suspension, pendant or surface mount – Brackets included!
- ✓ Pendant/Flush mount Bracket enables wiring without physically supporting fixture!
- ✓ Tandem brackets available for longer linear configurations
- ✓ DLC Premium 130 LPW
- ✓ EZ to install lightweight design allows for “2 handed” electrical connections
- ✓ 0-10V Dimmable (ETi Order # xxxxxxxx) BBU Ready (ETi #70112201)
- ✓ Shatter resistant PC lens built with low glare diffuser to reduce risk of forklift injuries

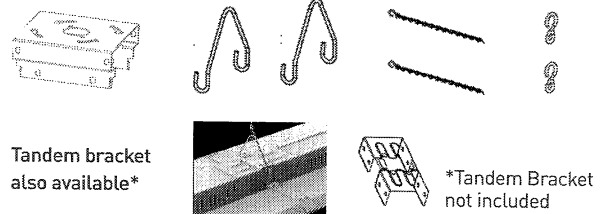
MOUNTING OPTIONS

3-Way EZ Installation!

*Down rod not included



Included Mounting Hardware:



Features & Specifications

- Wide 100° beam angle • 120-277V • >80CRI • 0-10V Dimmable • Temp rating -40°F - 113 °F
- L70 >50,000 • 5 Year limited warranty

ETi SOLID STATE[®]
LIGHTING
INC.


North American Headquarters
720 Northgate Parkway
Wheeling, IL 60090

Customer Service
1-855-384-7734
etiorders@ETISSL.com


Visit Us Online
www.ETISSL.com

Linear High Bay


Project:
 Part Number:



92w 12,000 Lm. 50240161 24" x 12.6"
 Replaces 250w-400w HID



138w 18,000 Lm. 50240261 24" x 12.6"
 Replaces 400w HID



180w 24,000 Lm. 50241161 33" x 12.6"
 Replaces >400w HID

PART NUMBER GUIDE

| CATEGORY | SIZE | LUMENS | CRI | CCT | VOLTAGE | DIMMING |
|----------|------|--------|-----|-----|---------|---------|
| HBL | | | 8 | 50K | MV | LVD |

PRODUCT/SKU DETAILS

GENERAL SPECIFICATIONS:

| | | | | | |
|--------------|----------------|------------|-------------|----------|----------------|
| Voltage | 120-277VAC | Frequency | 50/60 Hz. | CRI | 80 |
| Power Factor | >.90 | THD | < 20% | Rating | ETL Damp |
| Temperature | -4°F to +113°F | Rated Life | 50,000 hrs. | Warranty | 5 Year Limited |

ORDERING GUIDE

| Part # | Model # | Description | Replaces | LED Watts | Lumens | LPW | CCT | CRI | Input Voltage | Product Dim. | Product Weight | Case Pack |
|---------------------------------|----------|---|--------------|-----------|--------|-----|-------|-----|---------------|---------------------|----------------|-----------|
| HBL-2FT-12000LM-80-50K-MV-LVD | 50240161 | 2' Value Series Linear High Bay, 92w, 5000K, DLC | 250-400w HID | 92 | 12000 | 130 | 5000K | 80 | 120-277V | 24 x 12.6 x 2.1 in. | 7.0 lbs. | 1 |
| HBL-2FT-18000LM-8-50K-MV-LVD | 50240261 | 2' Value Series Linear High Bay, 138w, 5000K, DLC | 400w HID | 138 | 18000 | 130 | 5000K | 80 | 120-277V | 24 x 12.6 x 2.1 in. | 7.3 lbs. | 1 |
| HBL-2.75FT-24000LM-8-50K-MV-LVD | 50241161 | 2.5' Value Series Linear High Bay, 185w, 5000K, DLC | 400w HID | 185 | 24000 | 130 | 5000K | 80 | 120-277V | 33 x 12.6 x 2.1 in. | 9.5 lbs. | 1 |

PACKAGING SPECIFICATIONS

| Part # | Model # | UPC | UCC | Inner Carton Dimensions | Inner Carton Weight | Shipper/Master Carton Dimensions | Shipper/Master Carton Weight | Shipper Carton Pack |
|---------------------------------|----------|--------------|----------------|-------------------------|---------------------|----------------------------------|------------------------------|---------------------|
| HBL-2FT-12000LM-8-50K-MV-LVD | 50240161 | 849489063133 | 50849489063138 | 26.8 x 15.4 x 4.1 in. | 8.5 lbs. | 26.8 x 15.4 x 4.1 in. | 8.5 lbs. | 1 |
| HBL-2FT-18000LM-8-50K-MV-LVD | 50240261 | 849489063140 | 50849489063145 | 26.8 x 15.4 x 4.1 in. | 8.8 lbs. | 26.8 x 15.4 x 4.1 in. | 8.8 lbs. | 1 |
| HBL-2.75FT-24000LM-8-50K-MV-LVD | 50241161 | 849489063157 | 50849489063152 | 35.8 x 15.4 x 4.1 in. | 11.6 lbs. | 35.8 x 15.4 x 4.1 in. | 11.6 lbs. | 1 |